



Patchcords

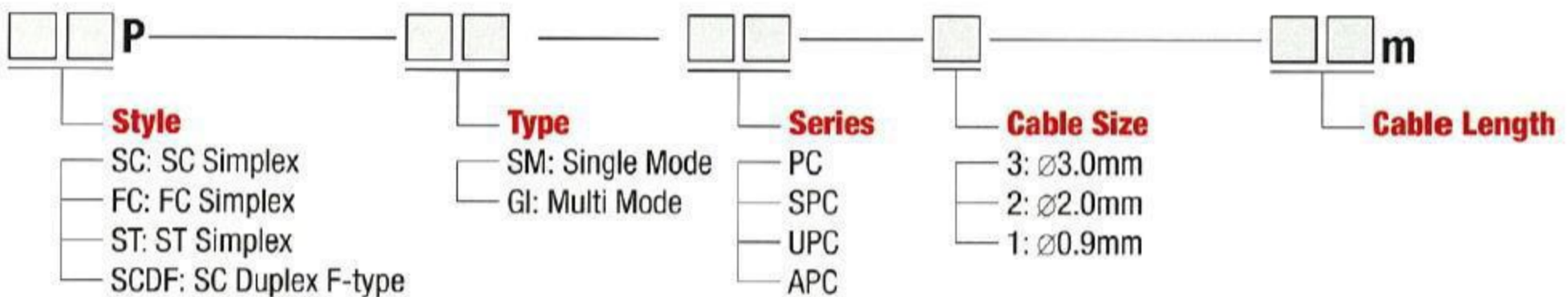


Specifications

Series	Single Mode (SM)		Multi Mode (GI)	
	Insertion Loss	Return Loss	Insertion Loss	Return Loss
PC	≦ 0.5	25 dB	≦ 0.5	25 dB
SPC	≦ 0.5	40 dB	—	—
UPC	≦ 0.5	50 dB	—	—
APC	≦ 0.5	60 dB	—	—

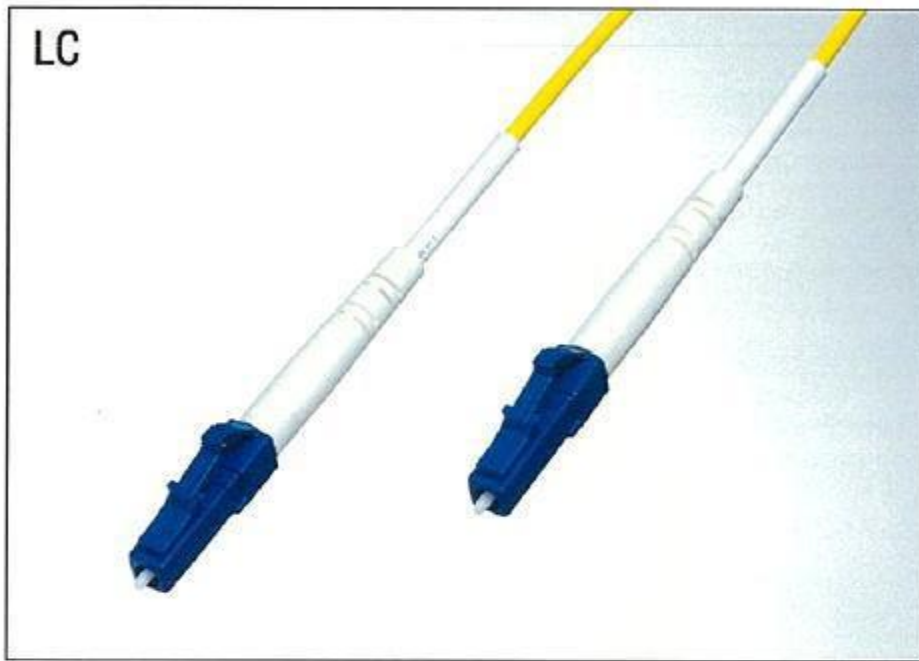
■ Please ask us about custom specifications.

Ordering Information



Pacific Rundum Co., Ltd.
OPT Division


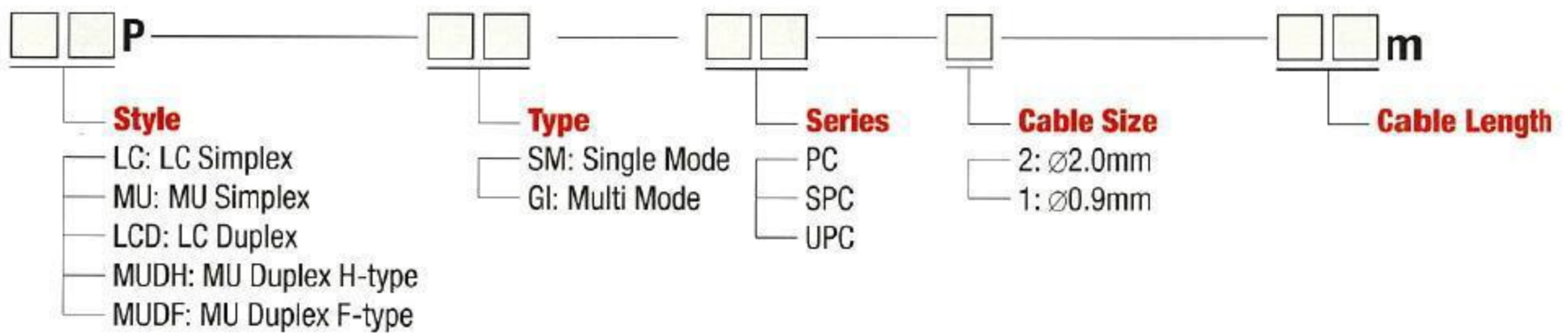
Dynamic Art Kudanshita Bldg., 3F,
 3-19 Kanda Jimbocho, Chiyoda-ku,
 Tokyo 101-0051 Japan
 Tel:+81-3-3511-8611 Fax:+81-3-3511-9914
www.rundum.co.jp



Specifications

Series	Single Mode (SM)		Multi Mode (GI)	
	Insertion Loss	Return Loss	Insertion Loss	Return Loss
PC	≤ 0.5	25 dB	≤ 0.5	25 dB
SPC	≤ 0.5	40 dB	—	—
UPC	≤ 0.5	60 dB	—	—

Ordering Information



Specifications

Series	Single Mode (SM)		Multi Mode (GI)	
	Insertion Loss	Return Loss	Insertion Loss	Return Loss
Flat	≤ 0.75	26 dB	≤ 0.75	20 dB

Ordering Information

